

Dear Customer,

This Quick Start Guide is enclosed with detailed washing machine operating instructions. Before using the appliance carefully read the Operating Instructions, especially guidelines for safe use.

Before plugging the washing machine into the mains, remove the safety packaging and ensure the machine is level. Do not start the washing machine before it is properly set up.

Only wash delicate fabrics, synthetics, wool using designated programs. Such fabrics should only be washed in the maximum load sizes recommended (see page 2).

The correct washing machine operation extends its lifetime so make sure the drum seal is dry (leave the door ajar after washing). Do not clean the washing machine with harsh or abrasive detergents.

1 Preparing to wash



- Empty pockets
- Close all zips and button up duvet covers.
- Wash delicate and small items in a protective mesh laundry bag.
- Open the door of the washing machine by gripping the door and the door handle on the inside of the door.
- Insert the sorted clothes into the washing machine:
 - Cotton — max full drum.
 - Synthetics — max ½ of the drum.
 - Silk, wool — max ⅓ of the drum.
- Close the door, press firmly against the seal.

2 Add detergent

- Open the detergent drawer. Pull the handle.
- Pour the recommended dose of washing detergent into the appropriate compartment of the detergent drawer.
- Add fabric conditioner to the appropriate compartment if required.
 - MAIN WASH detergent.
 - Fabric softener or other special care liquids.
 - PREWASH detergent.

3 Program selections

- Set the programme selector knob to the desired programme.
- Customize the programme to your needs — you can change the temperature, spin speed, or enable additional features.
- Select additional functions. The additional functions are described on the control panel and in the "Table of Wash Programmes" (see page 2).

4 Select START

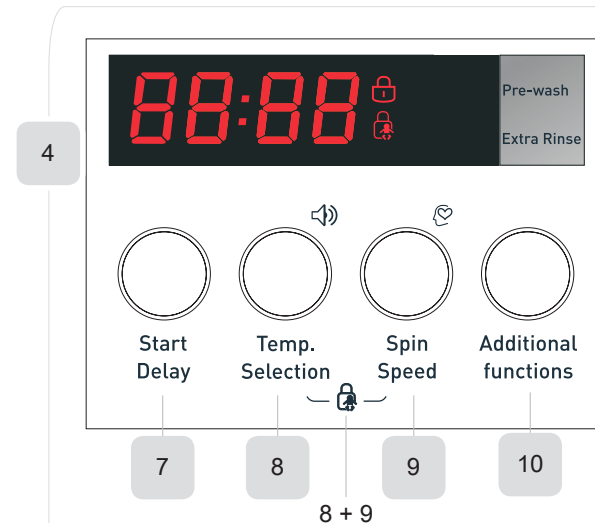
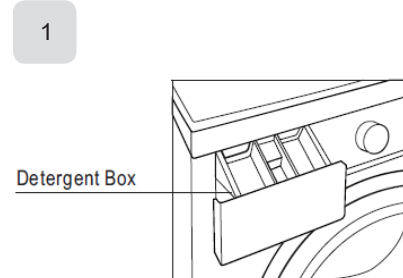
- Close the appliance door.
- Set the programme selector dial to the desired programme (see page 2).
- Select additional functions or wash cycle parameters as required – according to your needs.
- Select time remaining ranging from 0 to 24 hours.
- Then press the START/ PAUSE button

5 End of the wash

- The end of the wash programme is indicated by "End" in the display and a sound signal (if this function is active).
- Switch the washing machine off with the Standby button.
- Open the door and remove laundry.



1. Detergent drawer
2. Drum
3. Programme selector dial
4. Control Panel / Display
5. Door handle
6. Pump filter cover





7. Start Delay button
8. Temperature Selection button
9. Spin Speed button
10. Additional functions button (Extra Rinse/Pre-wash)

8+9. Child lock

8 + 9

TABLE OF WASH PROGRAMMES AWT714S

| ITEM | Programme name | The default temperature [°C] | Max. spin speed [RPM] | Max. load [kg] | Additional functions available | | | Detergent drawer | | | Time [h:min] | Energy consumption [wh] | Water consumption [l] | Number of rinses | Type of laundry |
|------|--|---|-----------------------|----------------|--------------------------------|-------------|---------|----------------------|-------------------------|--------------------------------|--------------|-------------------------|-----------------------|------------------|--|
| | | | | | Delay | Extra Rinse | Prewash | Prewash ^I | Main wash ^{II} | Fabric softener ^{III} | | | | | |
| 1 | Cotton Intensive | 40° | 800 | 7.0 | ✓ | ✓ | ✓ | ○ | ● | ○ | 02:40 | 0,919 | 62 | 2 | You can select this procedure to wash the daily washable clothes. The washing period is quite long with quite strong washing intension. It is recommended to wash the daily cotton articles, for example: bed sheets, quilt covers, pillowcases, gowns, underwear etc. |
| 2 | Cotton  | 60° | 1200 | 7.0 | ✓ | ✓ | | ✗ | ● | ○ | 01:47 | 1,376 | 62 | 2 | You can select this procedure to wash the daily clothes. The washing period is quite long with quite strong washing intension. The temperature is default is 60. |
| 3 | Cotton  | 40° | 1200 | 7.0 | ✓ | ✓ | | ✗ | ● | ○ | 01:32 | 0,845 | 62 | 2 | You can select this procedure to wash the daily clothes. The washing period is quite long with quite strong washing intension. The temperature is default is 40. |
| 4 | Cotton | 20° | 1200 | 7.0 | ✓ | ✓ | ✓ | ○ | ● | ○ | 01:13 | 0,309 | 62 | 2 | You can select this procedure to wash the daily clothes. The washing period is quite long with quite strong washing intension. The temperature is default is 20. |
| 5 | Quick Wash 15' | Cold water | 800 | 2.0 | ✓ | | | ✗ | ● | ○ | 00:15 | 0,036 | 26 | 2 | This procedure is suitable for washing few and not very dirty with 15'. |
| 6 | Eco | Cold water | 800 | 2.0 | ✓ | ✓ | ✓ | ○ | ● | ○ | 01:00 | 0,052 | 26 | 2 | Special programme for washing of outerwear, sports wear, which is often waterproof. With this programme, you can add a hydrophobic coating to the rinse aid compartment. Increases water resistance. |
| 7 | Rinse & Spin | - | 1000 | 7.0 | ✓ | | | ✗ | ✗ | ○ | 00:31 | 0,050 | 16 | 2 | Separate Rinse&Spin Procedure. |
| 8 | Spin | - | 1000 | 7.0 | ✓ | | | ✗ | ✗ | ✗ | 00:14 | 0,030 | - | - | Separate spin only procedure. Soap water or rinse water shall be drained out before spinning. |
| 9 | Drain | - | - | - | ✓ | | | ✗ | ✗ | ✗ | 00:01 | 0,001 | - | - | Separate Drain only Procedure. |
| 10 | Wool | 40° | 400 | 2.0 | ✓ | ✓ | | ✗ | ● | ○ | 01:06 | 0,635 | 44 | 2 | You can select this procedure to wash the wool textiles labeled with "Machine Wash". Please select the proper washing temperature according to the label on the articles to be washed. Furthermore, the proper detergent shall be selected for wool textiles. |
| 11 | Delicate | 30° | 600 | 2.5 | ✓ | ✓ | | ✗ | ● | ○ | 01:00 | 0,390 | 35 | 2 | You can select this procedure to wash your delicate clothes. Its washing intension is gentler and revolution speed is less compared with the procedure "Synthetic". It is recommended for the articles to be washed softly. |
| 12 | Mixed | 40° | 1000 | 7.0 | ✓ | ✓ | ✓ | ○ | ● | ○ | 01:13 | 0,575 | 38 | 2 | You can select this procedure wash the tough clothes, that need much more time and strength. It is used for the daily clothes fo cotton, such as sheets, chained, pillowcases bathrobe and underwear. |
| 13 | Synthetic | 40° | 800 | 3.5 | ✓ | ✓ | ✓ | ○ | ● | ○ | 01:40 | 0,590 | 38 | 2 | Dirty cotton, synthetics, coloured laundry, linen fabrics. |
| 14 | Sport | 40° | 800 | 3.5 | ✓ | ✓ | ✓ | ○ | ● | ○ | 01:19 | 0,578 | 38 | 2 | You can select this procedure to wash the sportswear. |
| 15 | Anti-Allergy | 60° | 1000 | 7.0 | ✓ | ✓ | ✓ | ○ | ● | ○ | 01:39 | 0,917 | 38 | 2 | The program is designed for washing clothes of people with sensitive skin, eg. for children. |
| 16 | My Cycle | To save frequently used programme settings. | | | | | | | | | | | | | |

* Standard programmes for washing cotton fabrics at 60 °C and 40 °C. These programmes are suitable for washing normally soiled cotton fabrics. These are the most effective programmes for washing these type of fabrics, taking into account the total energy and water consumption.

NOTE: Real water temperature may differ from the declared wash cycle temperature.

NOTE: Above mentioned time is an estimate and may differ from actual wash cycle time, depending on temperature, water pressure, load size, etc. The time is automatically updated during wash cycle. Displaying the same time for an extended period or abrupt changes are normal.

○ Use detergent or fabric softener if necessary,

● Detergent required, without which washing will be ineffective.

✗ Do not use detergent or fabric softener